

# Video Ad POPUP



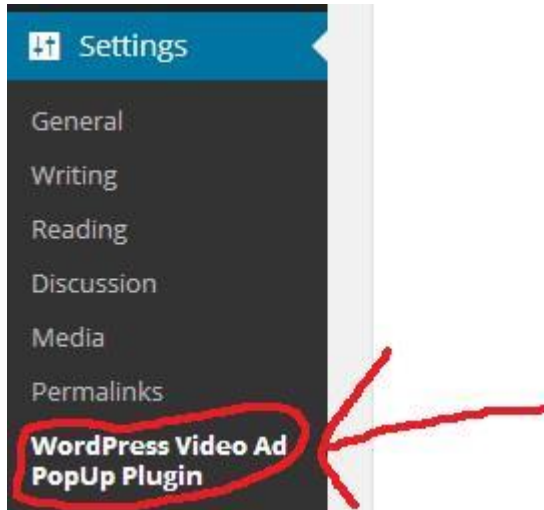
Version: 1.0.1

**Plugin URL:** <http://videoadpopup.com>

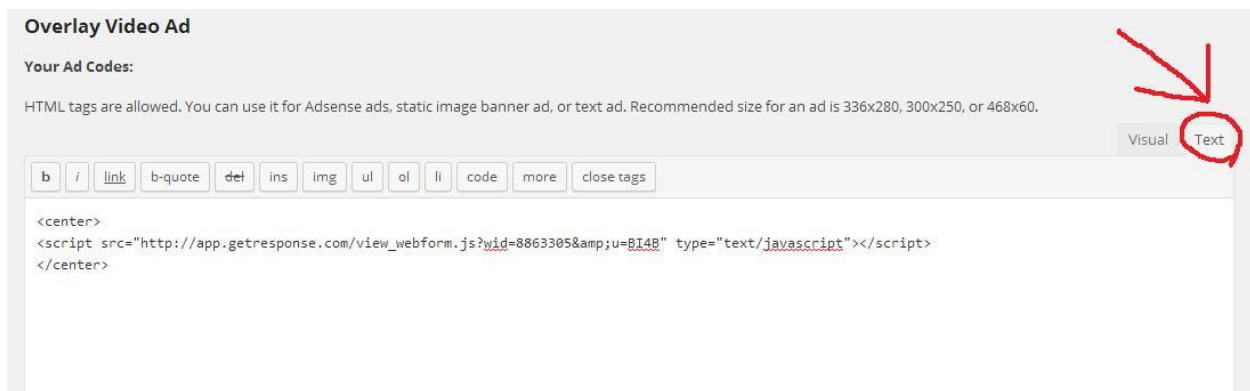
**Plugin Description:** This Wordpress plugin enables you to put banner ads over your videos (Youtube, Vimeo, self-hosted, and more) by using shortcode. This is compatible with all themes.

# How to Use Video Ad POPUP plugin

After installing and activating the Video Ad POPUP plugin from your wp-admin panel; under the Settings menu, click on the Wordpress Video Ad Popup Plugin...



In the video ad codes, you can use either the text or visual editor. To insert javascript such as an optin form, use the text editor...



Here is the example optin code (with the center html code):

```
<center>  
<script  
src="http://app.getresponse.com/view_webform.js?wid=111111&u=BI4B"  
type="text/javascript"></script>  
</center>
```

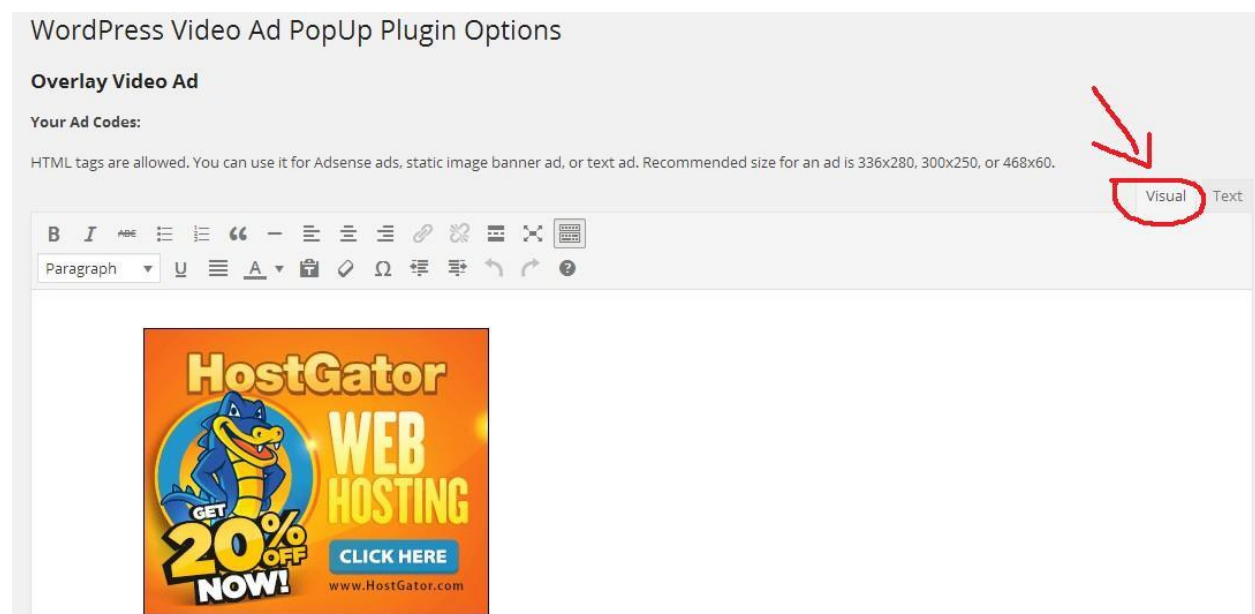
For banner ad codes or just any html codes, you can also use the text editor as well...

```
<center>
```

```
<a href="http://hostgator.com" target="_blank"></a>
```

```
</center>
```

If you use the visual editor, you can view the banner like this...



Finally at the bottom, for default video size, you can leave it blank or set a video default size like this...

**Default Video Size:**

Default Width:  
 (eg. 640px)

Default Height:  
 (eg. 480px)

**That's all for the Video Ad POPUP settings.**

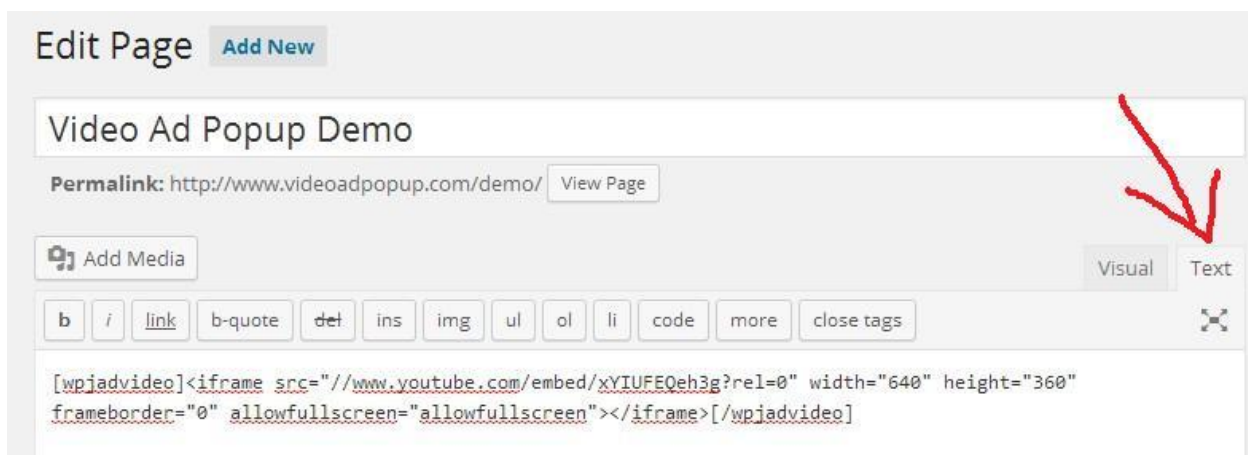
Now to add the ad popup to any of your videos, all you have to do is use the following shortcode directly into your post or page.

**[wpjadvideo] VIDEO EMBED CODE GOES HERE[/wpjadvideo]**

Example with youtube video embed code...

**[wpjadvideo]<iframe src="//www.youtube.com/embed/xYIUFEQeh3g?rel=0" width="640" height="360" frameborder="0" allowfullscreen="allowfullscreen"></iframe>[/wpjadvideo]**

In the post or page editor, you can add the code like this...(make sure to use the text editor).



After adding the shortcode, view your post or page and now your video should show the ad popup over your video.

# TROUBLESHOOT

To control the specific size of the video (or if there's something wrong with the size produced by the shortcode):

Code (Text):

```
[wpjadvideo width="640" height="480"]<iframe width="420" height="315"
src="//www.youtube.com/embed/smilXwl07HI?rel=0&showinfo=0"
frameborder="0" allowfullscreen></iframe>[/wpjadvideo]
```

In the rare case that the above doesn't change anything, please add the following to your style.css (change width and height to desired size):

Code (Text):

```
#wpjoverlayad {width:640px !important; height:480px !important;}
```